



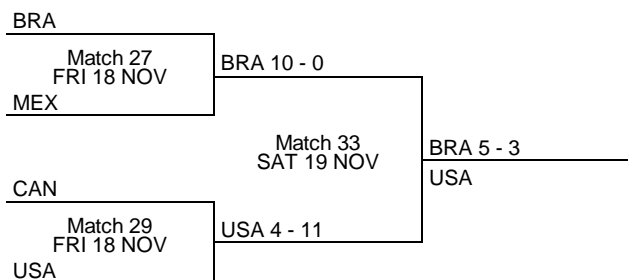
## SUMARIO DE RESULTADOS As of 19 NOV 2011

### COMPETITION SUMMARY

Group 1							Matches				Goals			Pts	
Rk		BRA	CAN	USA	MEX	ARG	ESA	Play	Won	Drawn	Lost	For	Agst		Diff
1	<b>BRA</b>		12 - 6 (7 - 3)	9 - 4 (2 - 2)	6 - 3 (3 - 0)	14 - 4 (9 - 4)	10 - 0	5	5	0	0	51	17	34	15
2	<b>CAN</b>	6 - 12 (3 - 7)		5 - 5 (3 - 3)	14 - 4 (9 - 2)	14 - 9 (8 - 1)	11 - 1	5	3	1	1	50	31	19	10
3	<b>USA</b>	4 - 9 (2 - 2)	5 - 5 (3 - 3)		10 - 6 (9 - 2)	12 - 7 (6 - 4)	10 - 0	5	3	1	1	41	27	14	10
4	<b>MEX</b>	3 - 6 (0 - 3)	4 - 14 (2 - 9)	6 - 10 (2 - 9)		11 - 3 (5 - 3)	11 - 1	5	2	0	3	35	34	1	6
5	<b>ARG</b>	4 - 14 (4 - 9)	9 - 14 (1 - 8)	7 - 12 (4 - 6)	3 - 11 (3 - 5)		20 - 10 (10 - 4)	5	1	0	4	43	61	-18	3
6	<b>ESA</b>	0 - 10	1 - 11	0 - 10	1 - 11	10 - 20 (4 - 10)		5	0	0	5	12	62	-50	0

#### Semifinal

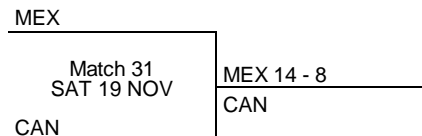
#### Gold



#### Classification

Rank	Team
1	<b>BRA</b>
2	<b>USA</b>
3	<b>MEX</b>
4	<b>CAN</b>
5	<b>ARG</b>
6	<b>ESA</b>

#### Bronze



#### Legend:

Agst	Against	Diff	Diference	Pts	Points	Rk	Rank
------	---------	------	-----------	-----	--------	----	------



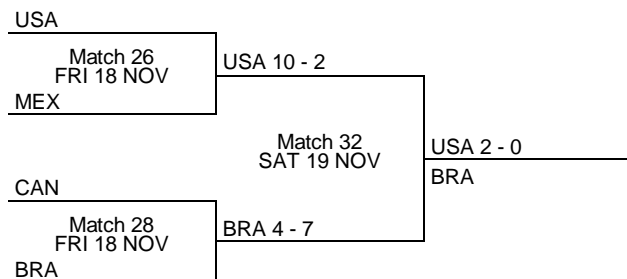
## SUMARIO DE RESULTADOS As of 19 NOV 2011

### COMPETITION SUMMARY

Group 1						Matches				Goals			Pts
Rk	USA	CAN	BRA	MEX	ESA	Play	Won	Drawn	Lost	For	Agst	Diff	
1	USA	5 - 2 (2 - 1)	3 - 1 (1 - 0)	10 - 0 (3 - 0)	10 - 0	4	4	0	0	28	3	25	12
2	CAN	2 - 5 (1 - 2)	5 - 3 (3 - 2)	11 - 1 (7 - 1)	8 - 0 (4 - 0)	4	3	0	1	26	9	17	9
3	BRA	1 - 3 (0 - 1)	3 - 5 (2 - 3)	10 - 0 (7 - 0)	10 - 0	4	2	0	2	24	8	16	6
4	MEX	0 - 10 (0 - 3)	1 - 11 (1 - 7)	0 - 10 (0 - 7)	10 - 0 (7 - 0)	4	1	0	3	11	31	-20	3
5	ESA	0 - 10	0 - 8 (0 - 4)	0 - 10	0 - 10 (0 - 7)	4	0	0	4	0	38	-38	0

#### Semifinal

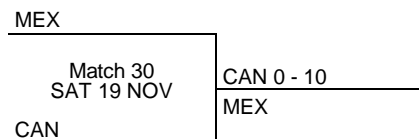
#### Gold



#### Classification

Rank	Team
1	USA
2	BRA
3	CAN
4	MEX
5	ESA

#### Bronze



#### Legend:

Agst	Against	Diff	Diference	Pts	Points	Rk	Rank
------	---------	------	-----------	-----	--------	----	------